



Re-Accredited 'B++' 2.86 CGPA by NAAC

VEER NARMAD SOUTH GUJARAT UNIVERSITY

University Campus, Udhna-Magdalla Road, SURAT - 395 007, Gujarat, India.

વીર નર્મદ દક્ષિણ ગુજરાત યુનિવર્સિટી

યુનિવર્સિટી કેમ્પસ, ઉધના-મગદલ્લા રોડ, સુરત - ૩૯૫ ૦૦૭, ગુજરાત, ભારત.

Tel : +91 - 261 - 2227141 to 2227146, Toll Free : 1800 2333 011, Fax : +91 - 261 - 2227312

E-mail : info@vnsgu.ac.in, Website : www.vnsgu.ac.in

--:: પરીપત્ર ::--

યુનિવર્સિટી સંલગ્ન સરકારી, અનુદાનિત અને સ્વનિર્ભર કોલેજોનાં આચાર્યશ્રીઓને તથા યુનિવર્સિટી વિવિધ અનુસ્નાતક ભવનોનાં વડાશ્રીઓ/ સ્વનિર્ભર અભ્યાસક્રમના કો-ઓર્ડિનેટરશ્રીઓને જણાવવાનું કે, D.O.F.No.1-1/2022 (ABC), Date: 22/09/2022, University Grants Commission (UGC), New Delhi નાં પત્ર મુજબ ઓનલાઈન વિદ્યાર્થીઓએ પોતાના Dashboard માં ABC (Academic Bank of Credit) ID ની Entry કરવાની રહેશે. આ અંગે D.O.F.No.1-1/2022 (ABC), Date: 13/05/2022, University Grants Commission (UGC), New Delhi નાં પત્ર મુજબ યુનિવર્સિટીએ ક્રમાંક : પરીક્ષા /NAD-ABC Cell /૨૩૧૧૨/૨૦૨૨, તા. ૦૭/૧૦/૨૦૨૨ ના રોજ પરિપત્ર કરેલ હતો. જેથી શૈક્ષણિક વર્ષ ૨૦૨૨-૨૩ માં દરેક વિદ્યાશાખાના રેગ્યુલર અને એકસ્ટ્રનલમાં અભ્યાસકર્તા દરેક વિદ્યાર્થીઓએ પરીક્ષાના ફોર્મ ઓનલાઈન અને ઓફલાઈન ભરતા પહેલા ફરજીયાત ABC Id ભરવાની રહેશે. ABC Id ભરાયા વગર પરીક્ષાના ફોર્મ ભરાશે નહીં. જે અંગે દરેક કોલેજો તેમજ વિદ્યાર્થીઓને જાણ સારૂ. જે અંગે ઓનલાઈન ABC Id બનાવતા કોઈ મુશ્કેલી જણાય તો નીચે આપેલ હેલ્પલાઈન નંબરનો કાર્યાલય સમય દરમ્યાન સંપર્ક કરવાનો રહેશે. Help Line No. : 0261-2388888.

નોંધ. : ૧. વિદ્યાર્થીઓએ ફરજીયાત Diglocker નું રજીસ્ટ્રેશન કરવાનું રહેશે. અન્યથા વિદ્યાર્થી ABC (Academic Bank of Credit) માં રજીસ્ટ્રેશન કરી શકાશે નહીં.

૨. ABC (Academic Bank of Credit) માં રજીસ્ટ્રેશન કર્યા બાદ વિદ્યાર્થીએ vnsgu.net માં Login કરી પોતાના ડેશબોર્ડમાં જઈ College/ Development Management માં જઈ ABC Detail માં 12 Digit નો ABC Id નાંખવાનો રહેશે. જો પોતાના ડેશબોર્ડમાં ABC Id નાખેલો હશે નહીં તો વિદ્યાર્થી પરીક્ષા ફોર્મ ભરી શકશે નહીં.

ક્રમાંક : ABC Cell /૨૬૩૦૩/૨૦૨૨.
વીર નર્મદ દક્ષિણ ગુજરાત યુનિવર્સિટી, સુરત.
તા. ૧૬/૧૨/૨૦૨૨.

પરીક્ષા નિયામક

નકલ સવિનય રવાના :

યુનિવર્સિટી સંલગ્ન સરકારી અનુદાનિત અને સ્વનિર્ભર કોલેજોનાં આચાર્યશ્રીઓને તથા યુનિવર્સિટી વિવિધ અનુસ્નાતક ભવનોનાં વડાશ્રીઓ/ સ્વનિર્ભર અભ્યાસક્રમનાં કો-ઓર્ડિનેટરશ્રીઓ તરફ વિદ્યાર્થીઓને જાણ કરવા સારૂ.



Re-Accredited by NAAC with 'A' Grade

VEER NARMAD SOUTH GUJARAT UNIVERSITY

University Campus, Udhna-Magdalla Road, SURAT - 395 007, Gujarat, India.

વીર નર્મદ દક્ષિણ ગુજરાત યુનિવર્સિટી

યુનિવર્સિટી કેમ્પસ, ઉદ્ધના-મગદલા રોડ, સુરત - ૩૯૫ ૦૦૭, ગુજરાત, ભારત.

Tel : +91 - 261 - 2227141 to 2227146, Toll Free : 1800 2333 011, Fax : +91 - 261 - 2227312

E-mail : info@vnsgu.ac.in, Website : www.vnsgu.ac.in

—: પરિપત્ર :—

યુનિવર્સિટી સંલગ્ન સરકારી, અનુદાનિત અને સ્વનિર્ભર કોલેજોનાં આચાર્યશ્રીઓને તથા યુનિવર્સિટી વિવિધ અનુસ્નાતક ભવનોનાં વડાશ્રીઓ/ સ્વનિર્ભર અભ્યાસક્રમનાં કો-ઓર્ડિનેટરશ્રીઓને જણાવવાનું કે, D.O.F. No.1-1/2022(ABC), Date: 13/05/2022, University Grants Commission (UGC), New Delhi નાં પત્ર મુજબ ઓનલાઈન વિદ્યાર્થીઓએ પોતાના Dashboard માં ABC (Academic Bank of Credit) ID ની Entry કરવાની રહેશે. ABC Id બનાવવા તથા Dashboard માં ABC Id ની Entry કરવા માટે નીચે મુજબનાં Steps Follow કરવાનાં રહેશે.

સૌ પ્રથમ યુનિવર્સિટીની વેબસાઈ vnsgu.ac.in ઉપર આપવામાં આવેલી Quick Links Menu માં Academic Bank of Credit (abc.gov.in) ઉપર Click કરવાનું રહેશે.

→ ત્યાર બાદ My Account માં Student Option ને Select કરવાનું રહેશે.

→ ત્યાર બાદ New User એટલે કે Sign up for meri pehchaan ને Select કરવાનું રહેશે જેમાં System દ્વારા માંગવામાં આવેલ માહિતી ભરવાની રહેશે. સદર પ્રક્રિયામાં વિદ્યાર્થી પાસે આધાર કાર્ડ તથા ઈ-મેઈલ આઈ.ડી. ની જરૂર રહેશે. (આધાર કાર્ડ મોબાઈલ ફોન નંબર સાથે લિંક થયેલ હોવો આવશ્યક છે.)

ઉપરોક્ત પ્રક્રિયા દ્વારા વિદ્યાર્થી ABC Id Create કરી શકશે. આ અંગેનું User Manual યુનિવર્સિટીની વેબસાઈટ vnsgu.ac.in ઉપર આપવામાં આવેલી Quick links માં ABC user manual ઉપર Click કરવાથી મેળવી શકાશે.

ત્યારબાદ વિદ્યાર્થીએ vnsgu.net માં Login કરી College/ Department Management માં જઈ ABC Detail માં 12 Digit નો ABC Id નાંખવાનો રહેશે.

નોંધ :- વધુમાં જણાવવાનું કે, વિદ્યાર્થીઓએ ફરજિયાત DiGilocker નું રજીસ્ટ્રેશન કરવાનું રહેશે અન્યથા વિદ્યાર્થી ABC (Academic Bank of Credit) માં રજીસ્ટ્રેશન કરી શકશે નહીં.

ક્રમાંક: પરીક્ષા/ NAD-ABC Cell / ૨૩૧૧૨ / ૨૦૨૨

વીર નર્મદ દક્ષિણ ગુજરાત યુનિવર્સિટી, સુરત.

તા.૦૭/૧૦/૨૦૨૨

નકલ સવિનય રવાના :-

યુનિવર્સિટી સંલગ્ન સરકારી, અનુદાનિત અને સ્વનિર્ભર કોલેજોનાં આચાર્યશ્રીઓને તથા યુનિવર્સિટી વિવિધ અનુસ્નાતક ભવનોનાં વડાશ્રીઓ/ સ્વનિર્ભર અભ્યાસક્રમનાં કો-ઓર્ડિનેટરશ્રીઓ તરફ વિદ્યાર્થીઓને જાણ કરવા સારૂ.

પરીક્ષા નિયામક



ACADEMIC BANK OF CREDITS

Ministry of Education, Government of India



Student Registration and Credit Transfer under ABC

User Manual

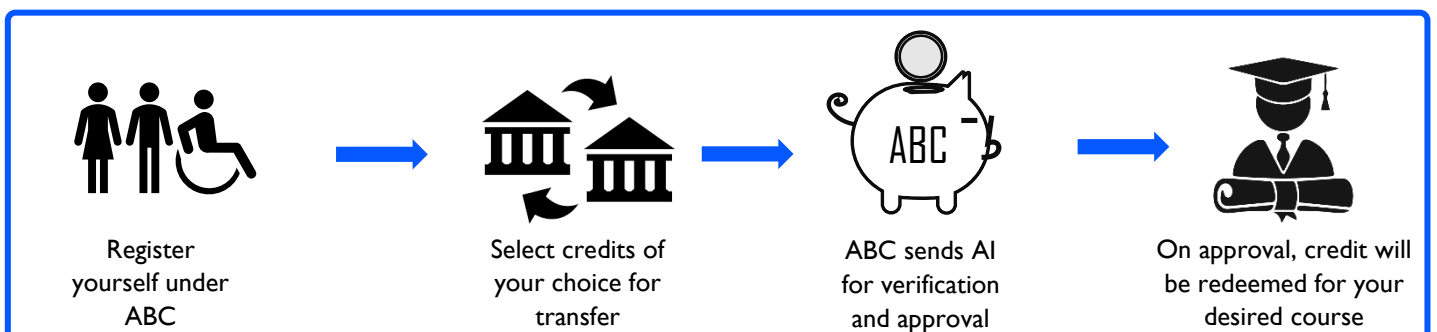
Overview

Government of India, Under National Education Policy-2020, intends to enable students across the nation with the “Academic Bank of Credits” (ABC) system for fulfilling their thirst for knowledge by providing academic flexibility to pick and modify their educational paths, link diverse disciplines, and; assist them in acquiring the proper foundations and building blocks for their ambitions.

The “Academic Bank of Credits” (ABC) is an educational digital platform created to facilitate students’ seamless mobility between or within degree-granting Higher Education Institutions (HEIs) through a formal system of credit recognition, credit accumulation, credit transfers, and credit redemption in order to promote distributed and flexible teaching and learning. The ABC platform will provide students with the opportunity to register for a unique ABC ID, an interactive dashboard to see their credit accumulation, and options to begin a choice-based credit transfer mechanism. In addition, the student self-registration module will enable accurate identification of candidates who want to check and transfer their credits depending on their needs.

The ABC platform allows for the development of numerous roles, such as creation of student and academic accounts, to arrange credit accumulation and exchange at various levels. The main objective of this documentation is to provide students and academic institutions with step-by-step instructions and to acquaint them with the registration procedure and all the functions of ABC application.

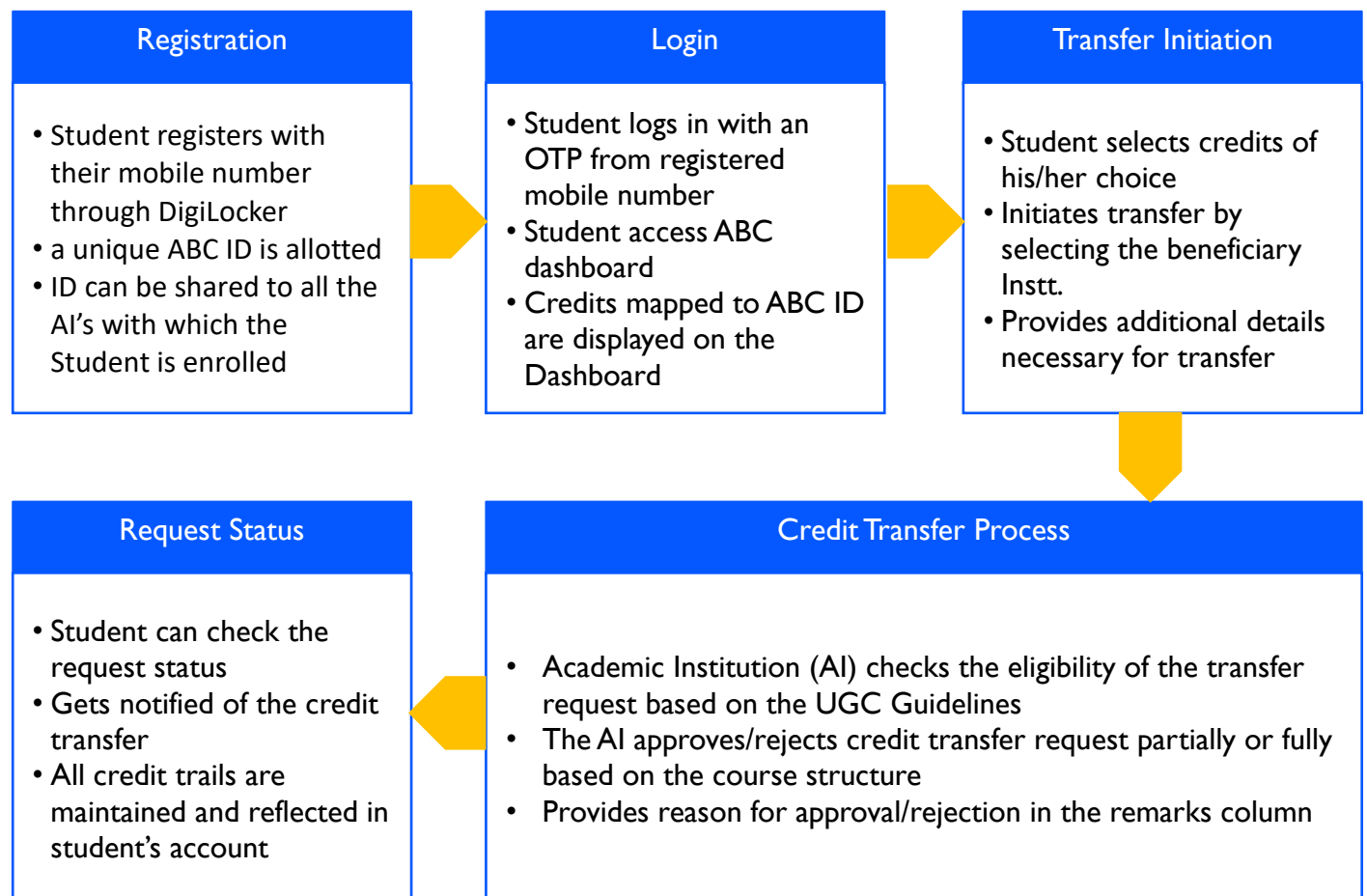
Features of ABC Platform



The following features will be available for the students in the ABC application:

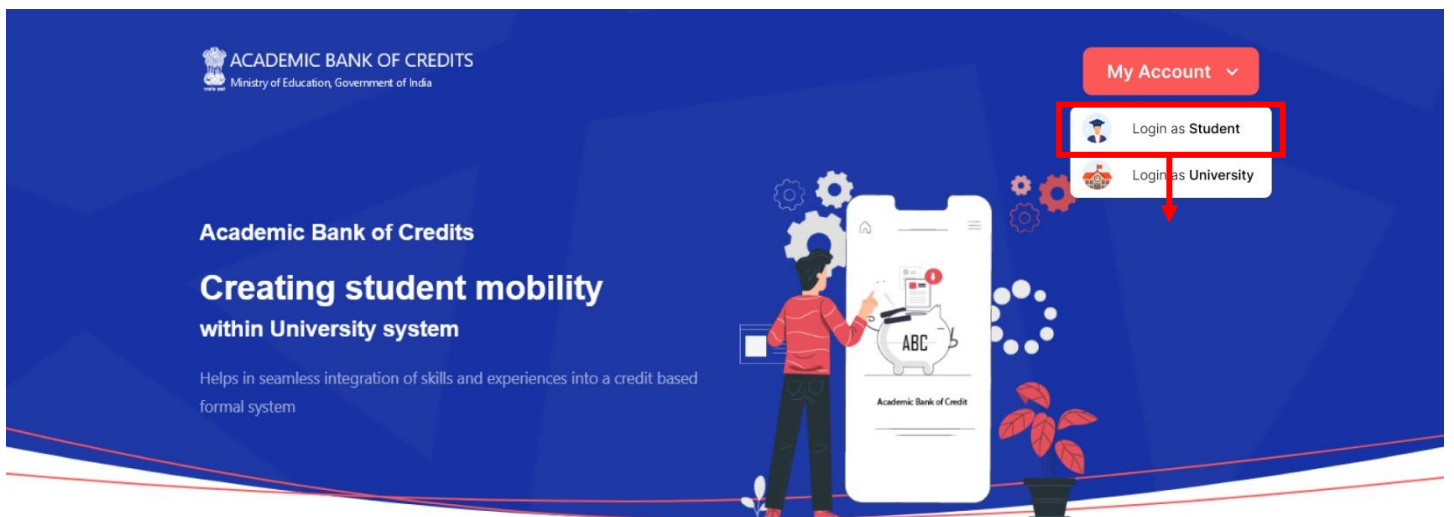
- Registration for a unique ABC ID (which can be shared between Academic Institutions for any course)
- Viewing of total credit accumulated under one window
- Selection of multiple credits of convenience for transfer or redemption
- Viewing of the Transfer request status
- Reinitiating credit transfer at their conveyance.

Workflow



1. Registration

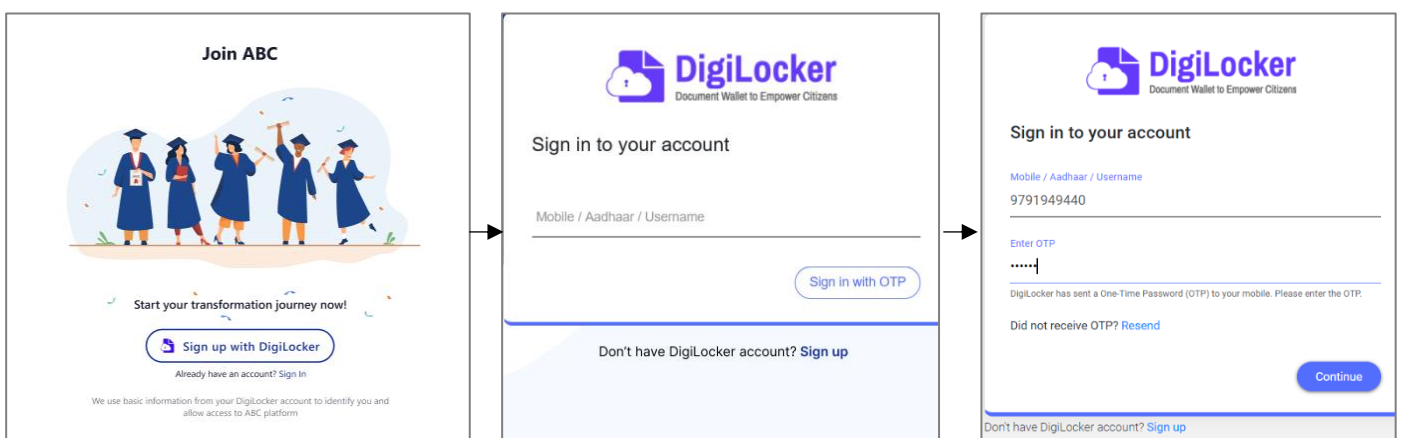
- Students can register by logging in at www.abc.gov.in

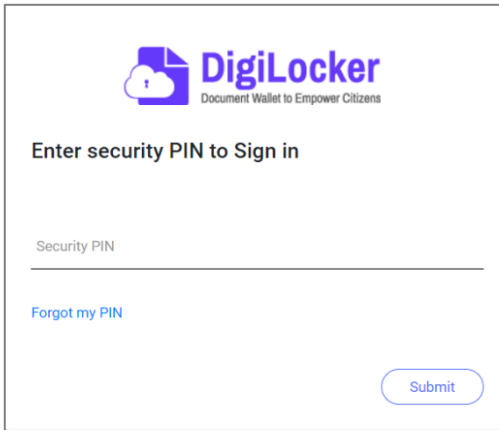


How it works



- Click on My Account → Login as Student
- Click on “Sign up with DigiLocker” → Enter valid mobile number → An OTP is sent at the phone number via SMS → Enter the OTP and click on “Continue” button → Enter Security PIN set created during Sign Up and click “Submit” Button





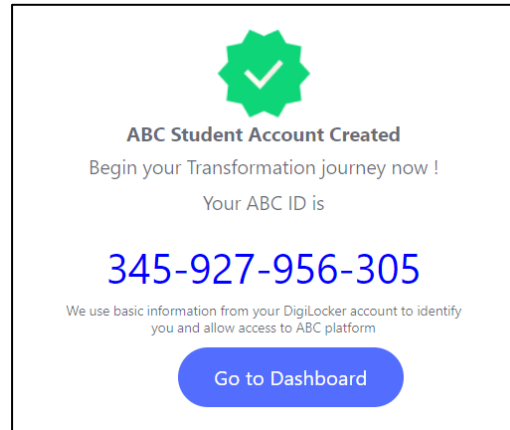
DigiLocker
Document Wallet to Empower Citizens

Enter security PIN to Sign in

Security PIN

[Forgot my PIN](#)

[Submit](#)



ABC Student Account Created
Begin your Transformation journey now !

Your ABC ID is

345-927-956-305

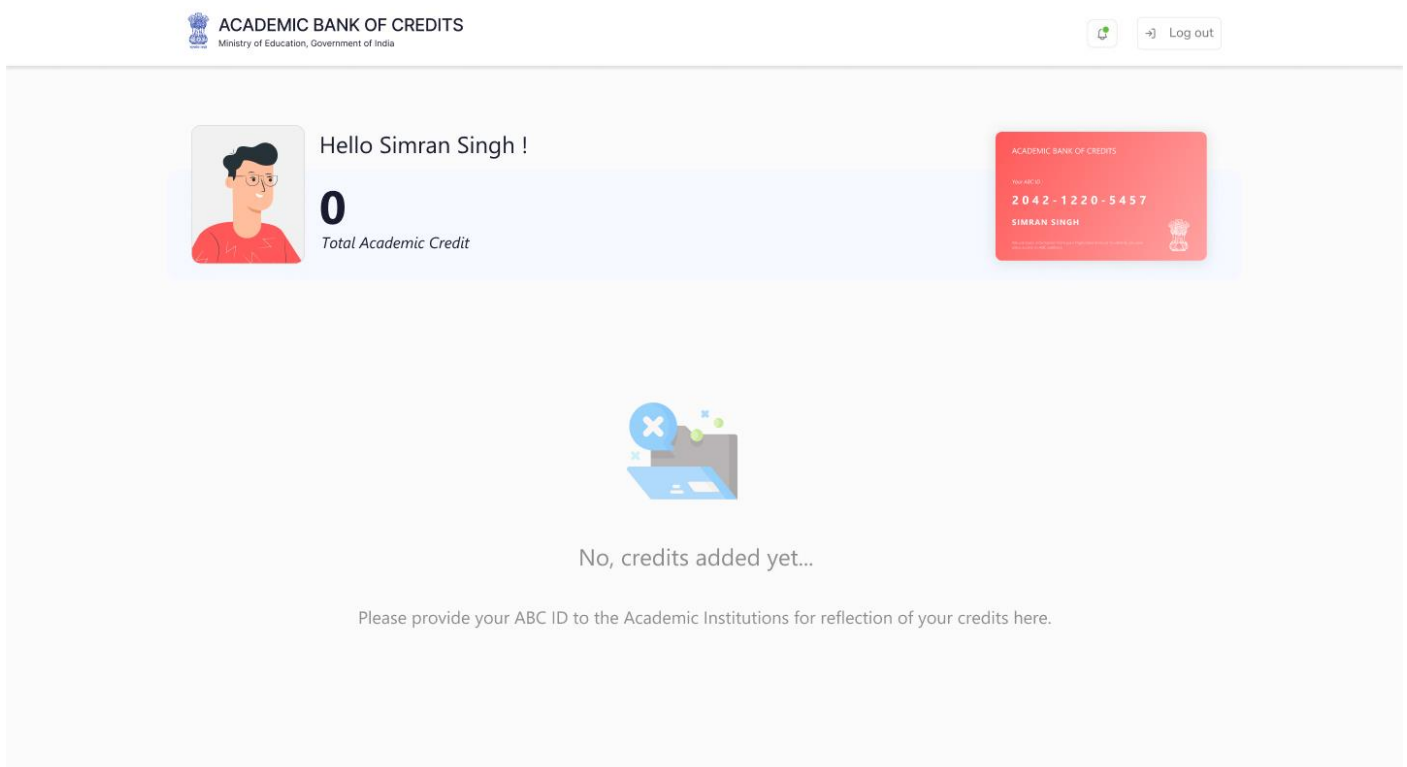
We use basic information from your DigiLocker account to identify you and allow access to ABC platform

[Go to Dashboard](#)

- You will be prompted with ABC student account creation window

2. Student Dashboard

- Click on the “Go to Dashboard” button → ABC will try to fetch any ABC ID linked Credit data (but for the new user it generally shows a “No, Credits added yet” window.




ACADEMIC BANK OF CREDITS
Ministry of Education, Government of India

[Log out](#)

Hello Simran Singh !

0
Total Academic Credit

ACADEMIC BANK OF CREDITS
ABC ID: 2042-1220-5457
SIMRAN SINGH




No, credits added yet..



Please provide your ABC ID to the Academic Institutions for reflection of your credits here.


- Student must provide this ABC ID to the corresponding academic institutions where they are pursuing/completed their courses from, in order to enable the academic institutions to upload credits against student’s ABC ID on DigiLocker - National Academic Depository.

- Once an academic record along with the credit score is uploaded by the academic institutions, the credit score will be reflected in the student's ABC account automatically as shown in the following window.



ACADEMIC BANK OF CREDITS
Ministry of Education, Government of India



Hello Simran Singh !

178 Total Academic Credit

Transfer Credits




ACADEMIC BANK OF CREDITS

Your ABC ID:

2 0 4 2 - 1 2 2 0 - 5 4 5 7


SIMRAN SINGH

Credit Accumulation


Academic Institution	Batch	Course	Credit	
 University of Delhi	2015-2019	BBA	94	<div style="border: 1px solid red; padding: 2px;">⌵</div> <div style="text-align: center; color: red;">↓</div>
 IGNOU	2018-2022	MBA	94	⌵
 IIT Delhi	2018-2022	MBA	94	⌵

Credit History view all


Date	Academic Institution	Credit
13/04/2020	University of Delhi	08
04/01/2019	University of Delhi	12
20/06/2018	IGNOU	36
25/05/2017	IGNOU	08
11/05/2016	IIT Delhi	04
06/08/2015	IIT Delhi	24

- Detailed Subject wise credit distribution can be viewed by pressing the expand button of the “Credit Accumulation” window 

← Credit Accumulation for University of Delhi



94
Total Academic Credit for University of Delhi




Subject Credit Distribution

Subject	Course	Subject Code	Year	Credit
Advance Physics	BBA	PH1L001	2015	06
Introduction to Programing and Data Structures	BBA	CS1P001	2015	04
Engineering Drawing and Graphics	BBA	CE1P001	2015	06
Mathematics – I	MBA	MA1L001	2015	08
Introduction to Programing and Data Structures	MBA	013PHY10	2015	06
Introduction to Programing and Data Structures	MBA	013PHY10	2015	06

Credit History

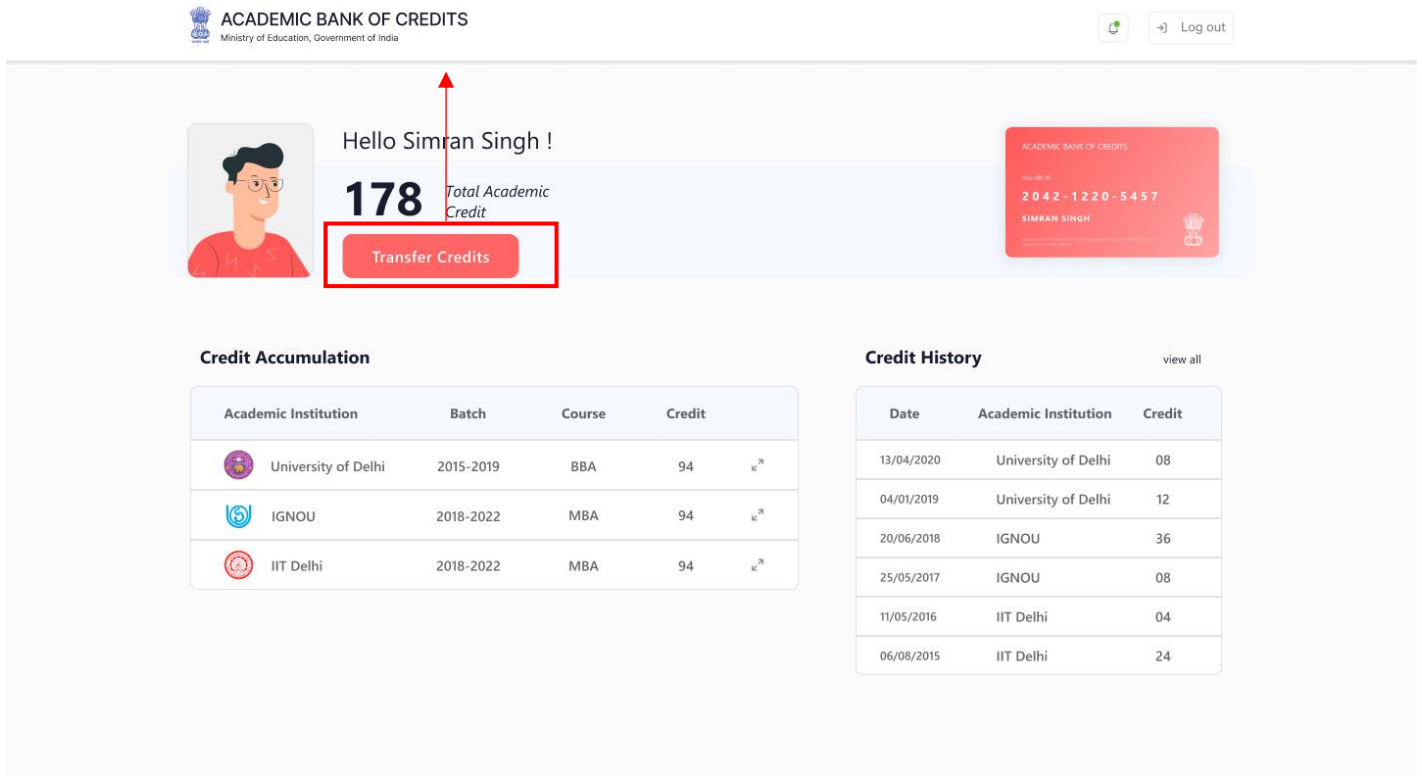
Date	Credit
13/04/2020	08
04/01/2019	12
20/06/2018	36
25/05/2017	08
11/05/2016	04
06/08/2015	24



DigiLocker
Your documents anytime, anywhere

3. Student Credit Flow

- Students can initiate credit transfer process from their dashboard.
- Click on “Transfer Credits” button appearing on the home screen



ACADEMIC BANK OF CREDITS
Ministry of Education, Government of India

Hello Simran Singh !

178 Total Academic Credit

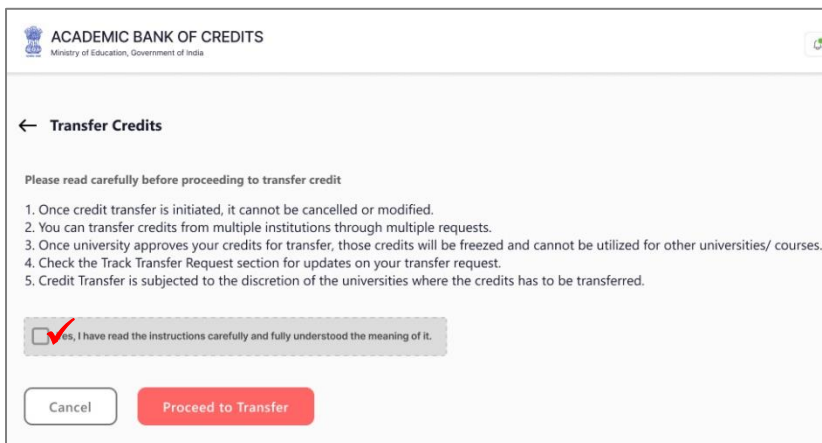
[Transfer Credits](#)

Credit Accumulation

Academic Institution	Batch	Course	Credit
University of Delhi	2015-2019	BBA	94
IGNOU	2018-2022	MBA	94
IIT Delhi	2018-2022	MBA	94

Credit History [view all](#)

Date	Academic Institution	Credit
13/04/2020	University of Delhi	08
04/01/2019	University of Delhi	12
20/06/2018	IGNOU	36
25/05/2017	IGNOU	08
11/05/2016	IIT Delhi	04
06/08/2015	IIT Delhi	24



ACADEMIC BANK OF CREDITS
Ministry of Education, Government of India

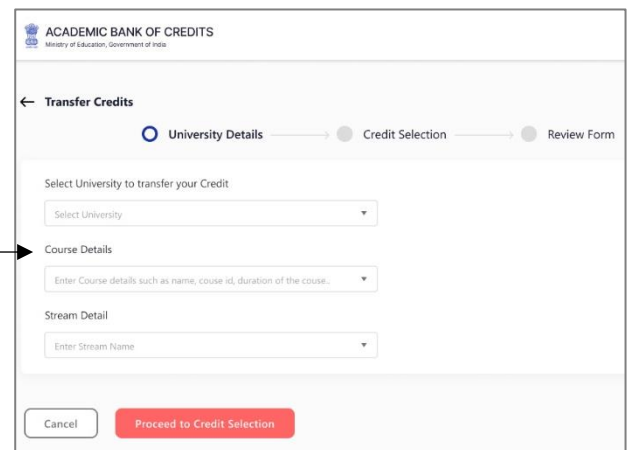
← **Transfer Credits**

Please read carefully before proceeding to transfer credit

1. Once credit transfer is initiated, it cannot be cancelled or modified.
2. You can transfer credits from multiple institutions through multiple requests.
3. Once university approves your credits for transfer, those credits will be freed and cannot be utilized for other universities/ courses.
4. Check the Track Transfer Request section for updates on your transfer request.
5. Credit Transfer is subjected to the discretion of the universities where the credits has to be transferred.

Yes, I have read the instructions carefully and fully understood the meaning of it.

[Cancel](#) [Proceed to Transfer](#)



ACADEMIC BANK OF CREDITS
Ministry of Education, Government of India

← **Transfer Credits**

○ University Details → ● Credit Selection → ● Review Form

Select University to transfer your Credit

Select University

Course Details

Enter Course details such as name, course id, duration of the course.

Stream Detail

Enter Stream Name

[Cancel](#) [Proceed to Credit Selection](#)

- Click on the checkbox ✓ to provide your consent to the terms and conditions the conditions (please read them carefully) → Proceed to Transfer
- Select “University to transfer your credit”, “Course Details” and “Stream Detail” → Proceed to Credit Selection

← Transfer Credits

● University Details → ○ Credit Selection → ● Review Form

Select the subjects credit you wish to transfer

<input type="checkbox"/>	University	Course	Subject Name	Subject Code	Year	Credit
<input checked="" type="checkbox"/>	Jawaharlal Nehru University	BBA	Advance Physics	PH1L001	2015	06
<input checked="" type="checkbox"/>	Jawaharlal Nehru University	BBA	Introduction to Programing and Data Structures	CS1P001	2015	04
<input checked="" type="checkbox"/>	Jawaharlal Nehru University	BBA	Engineering Drawing and Graphics	CE1P001	2015	06
<input type="checkbox"/>	IGNOU	BSc	Mathematics – I	MA1L001	2015	08
<input type="checkbox"/>	IGNOU	BSc	Introduction to Programing and Data Structures	O13PHY10	2015	06
<input type="checkbox"/>	IGNOU	BSc	Introduction to Programing and Data Structures	O13PHY10	2015	06

Total Credit Selcted : 50

Back

Proceed to Transfer Credit

- Select the subject credits you wish to transfer by clicking on the checkboxes (multiple selection is possible) → Proceed to Transfer Credit

← Transfer Credits

● University Details → ● Credit Selection → ○ Review Form

Student Details

Name : Simran Singh
ABC ID : 01545456445
Date of Birth : 24/02/1998
Gender : Female

Beneficiary Institution

University Name : University of Delhi
Course Name : BBA
Stream Detail : Finance

Credit Details

Total credits requested for transfer : 50

University	Course	Subject Name	Subject Code	Year	Credit
Jawaharlal Nehru University	BBA	Advance Physics	PH1L001	2015	06
Jawaharlal Nehru University	BBA	Introduction to Programing and Data Structures	CS1P001	2015	04
Jawaharlal Nehru University	BBA	Engineering Drawing and Graphics	CE1P001	2015	06

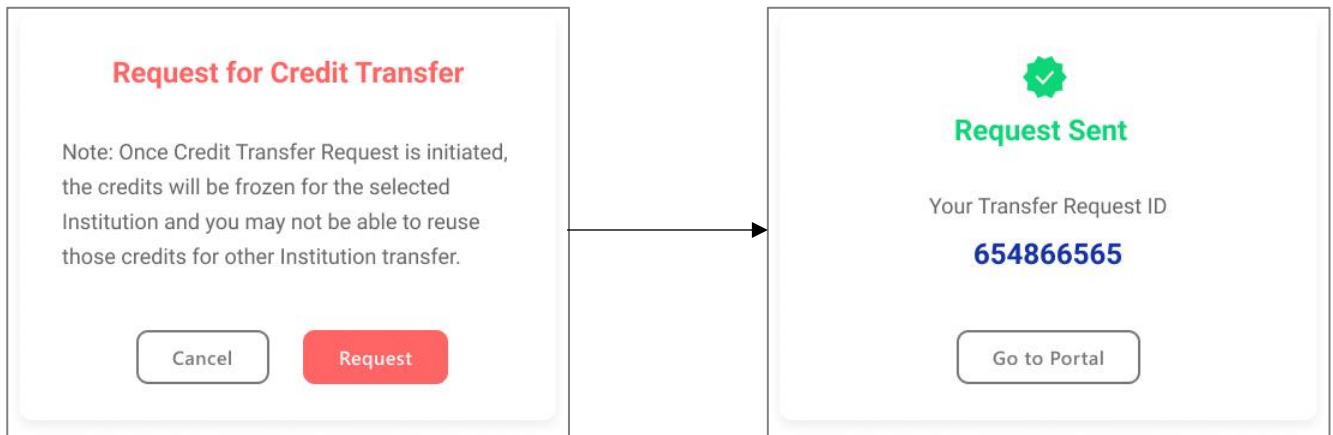
Yes, I agree to all the Terms and Condition.

Back

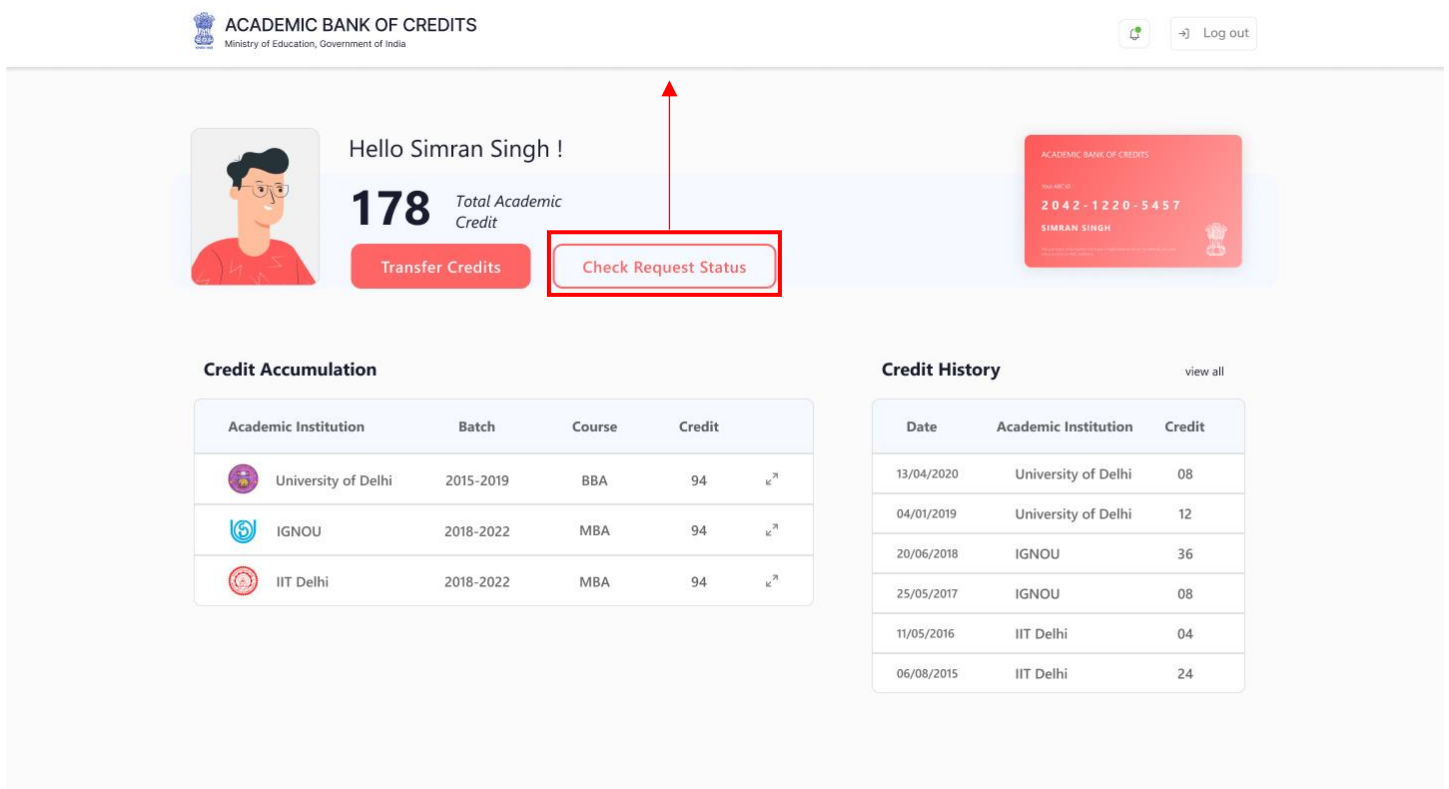
Request for Credit Transfer

- Review the subject credits selected → click on the checkbox to agree the terms and conditions → Proceed for Credit Transfer







- a dialogue box will be prompted (please read it carefully before proceeding) → Click on the Request Tab (The request will be sent with a Transfer Request ID)




- Back on the Home screen, you will now see “Check Request Status” button → click to view the Transfer Request status (until processed, it will show status as “pending”)



The screenshot shows the user's home dashboard. At the top, it says "ACADEMIC BANK OF CREDITS" and "Ministry of Education, Government of India". On the right, there is a "Log out" button. The main content area features a user profile for "Simran Singh" with a "Hello Simran Singh !" greeting and "178 Total Academic Credit". Below this are two buttons: "Transfer Credits" and "Check Request Status" (highlighted with a red box and an arrow). To the right is a red card displaying the user's ID: "2042-1220-5457" and the name "SIMRAN SINGH". Below the profile are two tables: "Credit Accumulation" and "Credit History".

Academic Institution	Batch	Course	Credit
 University of Delhi	2015-2019	BBA	94 
 IGNOU	2018-2022	MBA	94 
 IIT Delhi	2018-2022	MBA	94 

Date	Academic Institution	Credit
13/04/2020	University of Delhi	08
04/01/2019	University of Delhi	12
20/06/2018	IGNOU	36
25/05/2017	IGNOU	08
11/05/2016	IIT Delhi	04
06/08/2015	IIT Delhi	24

- Details can be viewed by pressing the expand  button appearing on the “Transfer Request Status” window



← **Transfer Request Status**

Transfer ID	Date of Request	University Details	Course Applied for	Credits to Transfer	Status	Details
54214560	05-07-21	Jawaharlal Nehru University	BBA (Finance)	124	Pending	
54214560	05-07-21	Jawaharlal Nehru University	BBA (Finance)	124	Approved Credit Transferred (DOA : 15-07-21)	

- Sample windows for the status: Pending, Approved and Rejected (for approval and rejection, your will get the academic institutions' comments/remarks)

Status : Pending

Student Reason for transfer : Change of Programme.

University Comments : Status: Pending

Status : Rejected

Student Reason for transfer : Change of Programme.

University Comments : Credit Incurred not valid for BBA (Finance) programme

← **Transfer Request ID #54214560**

Status : Approved

Transfer Request Details

University Name : University of Delhi

Course Name : BBA

Stream Detail : Finance

Date of Application : 20/05/2021

Date of Acceptance : 26/05/2021

Student Reason for transfer : Change of Programme.

University Comments : Credit Redeemed for Sem II - BBA (Finance) programme

Credit Details

Total credits requested for transfer : 50

Awarded By	Course	Subject Name	Subject Code	Year	Credit
Jawaharlal Nehru University	BBA	Advance Physics	PH1L001	2015	06
Jawaharlal Nehru University	BBA	Introduction to Programing and Data Structures	CS1P001	2015	04
Jawaharlal Nehru University	BBA	Engineering Drawing and Graphics	CE1P001	2015	06